

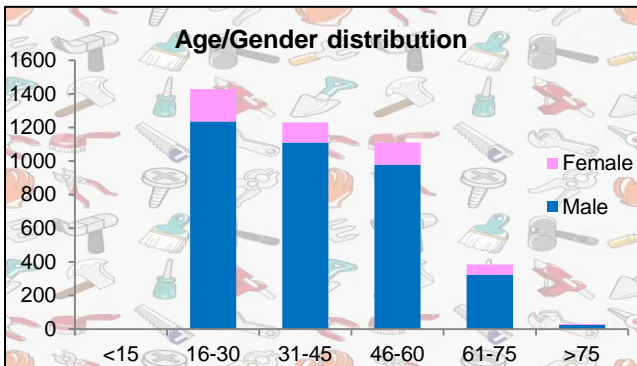
Workplace injuries patients admitted to Royal Perth Hospital

The Royal Perth Hospital Trauma Registry (RPH-TR) has collected and reported on injury data since August 1994. It contributes to a State Trauma Registry database, combining data from all Perth tertiary hospitals and Joondalup Health Campus.

Included on the RPH-TR are all trauma patients presenting to RPH for treatment within seven days of their injury and who were hospitalised for >24hrs, as well as all trauma-related deaths regardless of hospital length of stay.

Injuries are categorised into Minor (Injury Severity Score (ISS) <15); and Major (ISS >15)

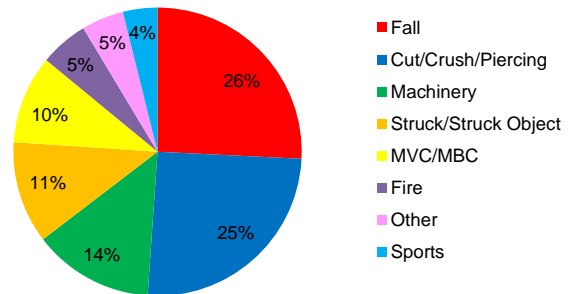
In the ten-year period from 2010 to 2019 there have been 4182 people admitted to RPH as a result of workplace injuries. This equates to an average of 418 patients per year with, a peak in 2013 of 494 admissions.



Of the 4182 people who were injured at their workplace:

- 2758 (65.9%) of injuries occurred in the metropolitan area and 1398 (33.4%) patients in the country
- 3674 (87.9%) were male and 508 (12.1%) were female. Males aged 16-30 accounted for 30.4% of all workplace admissions
- Whilst the majority of workplace injuries, 4108 (98.2%), were unintentional, 67 admissions (1.6%) were due to personal assaults
- In 258 (13.5%) of cases, safety devices were not used when considered appropriate
- 53 patients had consumed alcohol and/ or drugs in the 12 hours prior to their accident

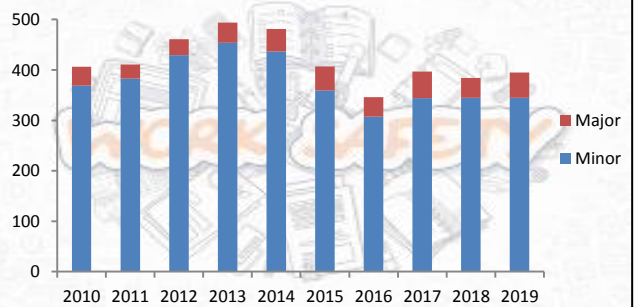
Mechanism of injury



A large majority of injuries sustained as a result of workplace incidents are caused by falls, 1078 (25.8%); with a breakdown of:

- 577 falls <3m
- 315 falls from standing
- 186 falls >3m
- 602 (14.4%) caused by crushing
- 565 (13.5%) caused by machinery
- 479 (11.5%) caused by being struck by an object
- 457 (10.9%) cutting or piercing injuries

Major / minor distribution



- The severity of injuries has increased from 37 majors in 2010 to 50 in 2019, peaking at 53 in 2017. Minor injuries peaked in 2013 with 454. Over the ten year period there were 3772 admissions with minor injuries.
- Average length of stay for minor injuries was 4.1 days, while for major injuries it was 14.2 days
- The majority of patients, 3662 (87.6%), were discharged home; 439 (10.5%) were transferred to rehabilitation or other step down hospitals, and 32 (0.8%) resulted in death.

Over the last ten years, despite peaking in 2013 and reaching their lowest in 2016, the yearly numbers of workplace injuries remain very similar. The large majority of injuries are to males and are unintentional. Emphasis on the use of all safety devices, vigilant awareness of safety procedures and respect between all workers are paramount to preventing injuries.