




In Western Australia there were  
**895 DEATHS**  
from 2014 to 2018  
DUE TO  
**POISONING**

**HOSPITALISATIONS**



2015 to 2019

**11,308**

**GENDER**



2015 to 2019

**56.98%**  
MALE

**AGE RANGE**



2015 to 2019

**25-44** EXPERIENCED THE HIGHEST RATE OF HOSPITALISATIONS

**COST**




2019

**2,345** HOSPITALISATIONS

**6,220** BED DAYS

APPROX. **\$14,016,066**

**ACCOUNTS FOR**



2015 to 2019

**1.79%**  
OF HOSPITALISATIONS  
BY EXTERNAL CAUSES

**FOCUS**

In Western Australia, Aboriginal peoples make up 3.1% of the population, however **9.29%** of poisoning hospitalisations were Aboriginal peoples between 2011 and 2015.

**Reference:**

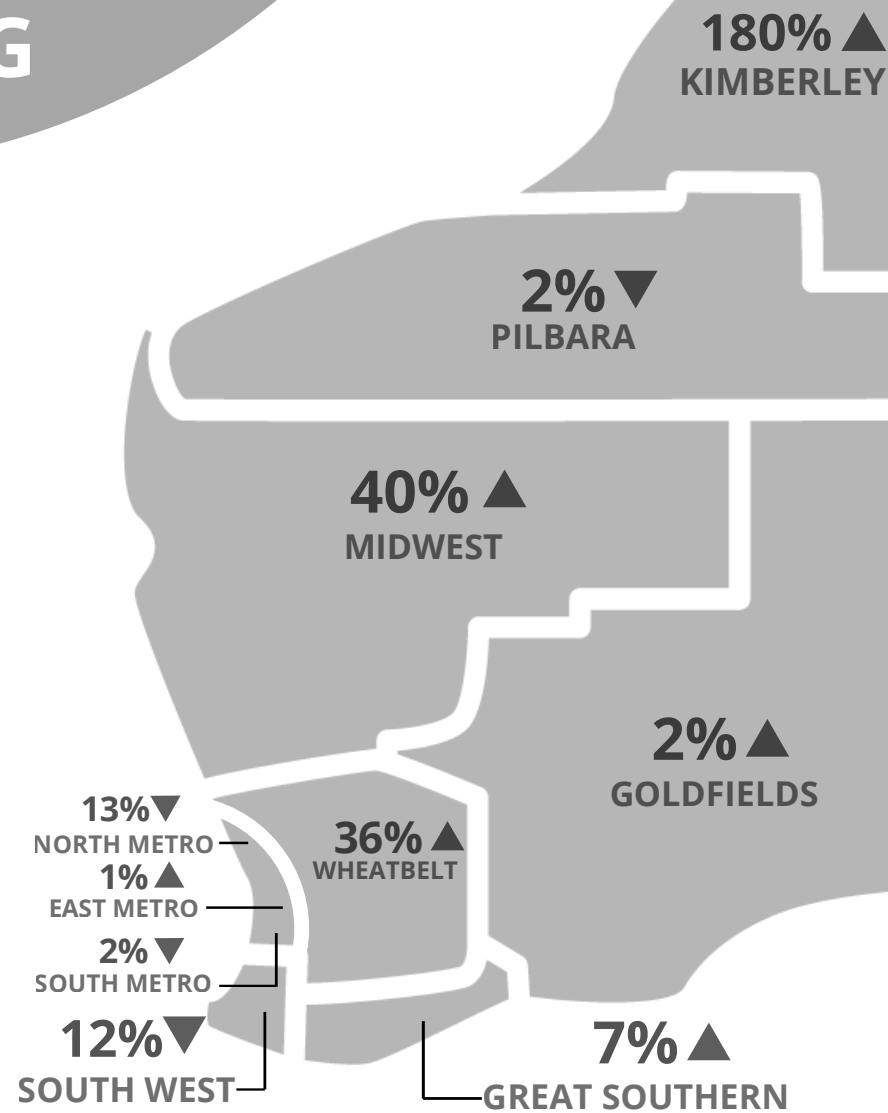
Data generated using HealthTracks Reporting tool, by the Epidemiology Branch, WA Department of Health in collaboration with the Cooperative Research Centre for Spatial Information (CRC-SI). March 2021.

The Know Injury program is provided by Injury Matters and funded by the Western Australian Department of Health.

Partner:



Department of Health



Difference in regional hospitalisation rates compared to the WA State hospitalisation rate, 2015 - 2019